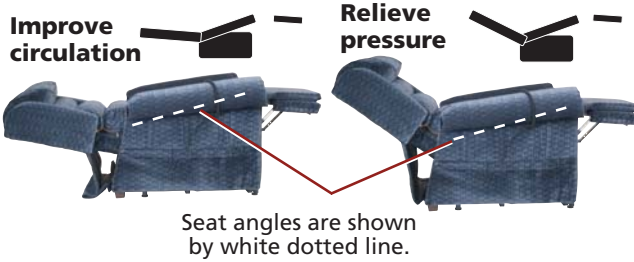
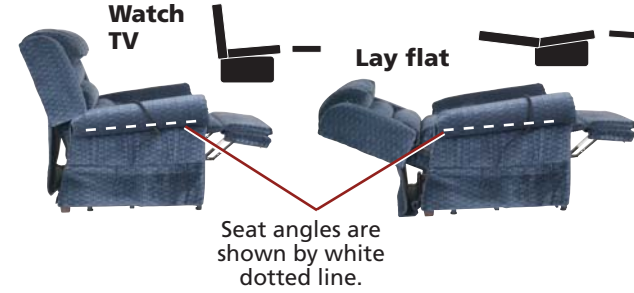


## More Positions = More Comfort



## Activate MaxiComfort™ and fine tune your position for absolute comfort!

Golden Technologies proudly introduces MaxiComfort™, a new concept in seating comfort. MaxiComfort™ allows for a greater range of positioning at the touch of a button to help improve circulation, control pressure and enhance comfort. Experience the difference of this new motion technology available in multiple sizes and styles.

**No chair offers you more positions and options.**

MaxiComfort™

Standard with the Relaxer.



Relaxer 756MC

MaxiComfort™ Also available in these Comforter sizes.

Choose the size that's best for you!



Suggested size for height: 5'0"-5'3"



Medium 505M 5'4"-5'10"




Large 505L 5'11"-6'2"

Limited customization may apply. Please call for details. Please reference Comforters on lift chair line sheet for seat dimensions.

MaxiComfort	Relaxer	Small	Medium	Large	Overall Width	Overall Height	Height - Seat to Top of Back	Width Between Arms	Seat Depth	Height - Floor to Top of Seat	Extension - White Reclined from End of Footboard	Back of Seat to Top of Footrest	Height - Floor to Top of Footrest	Height - Floor to Top of Footrest - reclined	Option Available	Heat & Massage	Option Available	Foot Rest Extension
	375 lbs	300 lbs	375 lbs	375 lbs	36.5"	44"	29"	20"	21"	19"	19"	43"	23"	23"	Yes	Yes	Yes	Yes
		31.5"	40"	25"	20"	40"	25"	19.5"	19.5"	19"	39"	23"	23"	23"	Yes	Yes	Yes	Yes
		32.5"	42"	27"	21"	42"	27"	21"	21"	19.5"	42"	23"	23"	23"	Yes	Yes	Yes	Yes
		34.5"	44"	28.5"	23"	44"	28.5"	22"	22"	20.5"	43"	23"	23"	23"	Yes	Yes	Yes	Yes

# MaxiComfort™

## ZERO GRAVITY POSITIONING TECHNOLOGY



# Rise

PATENT PENDING

[www.goldentech.com](http://www.goldentech.com)

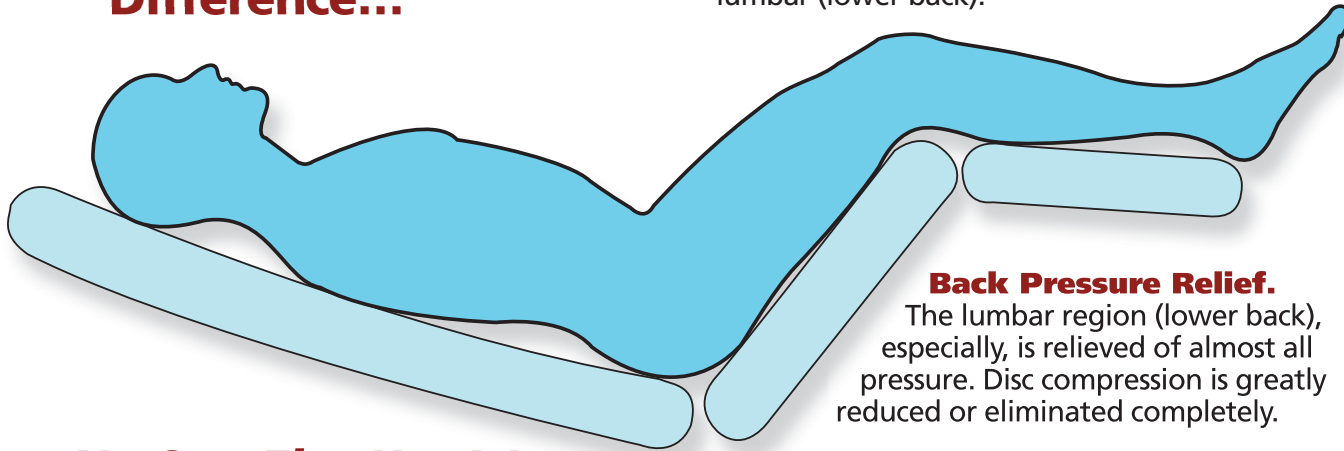
BR-MAXI-050407



**Maxi  
Comfort™**

ZERO GRAVITY  
POSITIONING  
TECHNOLOGY

**Experience the  
Zero Gravity  
Difference...**



**No One Else Has It!**

Only Golden Technologies lift and recline chairs feature MaxiComfort™, our patent-pending zero gravity technology that allows you to relax in the zero gravity position developed by NASA.

In the zero gravity position, your legs are elevated above your heart, creating an open angle between your torso and thighs. This position puts your back in the correct resting posture, where the S-curve of your spine is properly maintained and virtually all pressure on the lower back is relieved. This position has beneficial effects on many other areas of the body: lung capacity is expanded to ease breathing and boost oxygen levels; and circulation improves to minimize stress on the heart, leaving you with less muscle fatigue.

The MaxiComfort™ zero gravity position approximates the weightless conditions of outer space, in which the body experiences an absolute minimum of internal and external stresses. The benefits of resting in the MaxiComfort zero gravity position include:

**Correct Spinal Alignment.** The proper neutral position for the S-curve of your spine is maintained along the three regions of your back: cervical (neck), thoracic (upper back) and lumbar (lower back).

**Back Pressure Relief.** The lumbar region (lower back), especially, is relieved of almost all pressure. Disc compression is greatly reduced or eliminated completely.

**Expanded Lung Capacity.** Via the open angle created between the torso and thighs, breathing is improved, thereby increasing the oxygen levels in the blood.

**Improved Circulation.** With the legs elevated above the heart, stress on the heart is minimized, and the oxygen-rich blood being pumped to fatigued muscles helps them to recover faster.

**The Neutral Position.** The neutral posture position maintains the four natural curves of your spine to minimize strain on supporting muscles and ligaments. This is the optimal posture to prevent back and muscle pain.



**Maxi  
Comfort™**

ZERO GRAVITY  
POSITIONING  
TECHNOLOGY

HAND  
CONTROL



**Light**  
Diagnose problems  
quickly & easily

**What You Want to**

**Advantages**

	Recline/lower chair back <b>Back Down</b> button	Feel rested by lowering the back angle
	Raise the back <b>Back Up</b> button	Feel more comfortable while eating or watching TV
	Raise foot board Activate MaxiComfort™ Raise seat <b>Foot Board &amp; Seat</b> button	Extend your legs, then raise the seat
	Lower foot board & Lift the chair <b>Foot Board &amp; Lift</b> button	Lower your legs, then lift the chair
	Lower the chair, Extend foot board, Raise the seat <b>Sit &amp; Recline</b> button	Control multiple features with only 1 button
	Raise the back, Lower seat, Lower the foot board, & Raise the chair <b>Close &amp; Lift</b> button	Control multiple features with only 1 button